




VMH12SV-1	12,000 BTU/H(208/230V)	Wall Mounted Heat Pump System
Location: _____	Approval: _____	
Engineer: _____	Date: _____	
Submitted to: _____	Construction: _____	
Submitted by: _____	Unit #: _____	
Reference: _____	Drawing #: _____	

Set Code	22022010014937
Indoor unit code	22022011016261
Outdoor unit code	22022016016220
Set Model	
Indoor unit model	B-VMH12SV-1
Outdoor unit model	A-VMH12SV-1
Certified	<div style="display: flex; align-items: center; gap: 10px;"> <div>AHRI</div>  </div> <div style="display: flex; align-items: center; gap: 10px; margin-top: 5px;"> <div>UL</div>  </div>



SYSTEM PERFORMANCE DATA		
Power supply		
Normal Operational Voltage	(V, Ph, Hz)	208/230,1,60
Voltage Range	(V)	187-253
Electrical		
Minimum circuit ampacity	(A)	15.0
Max.fuse	(A)	15.0
Connection wiring		16*4 AWG
Cooling		
Rated Capacity	(Btu/h)	12000
Capacity Range	(Btu/h)	3300~14300
Power Input (Max)	(W)	857
Rated current	(A)	3.72
SEER	(Btu/W)	25.5
EER	(Btu/W)	14
Heating at 47F		
Rated Capacity	(Btu/h)	12000
Capacity Range	(Btu/h)	5000~15300
Power Input (Max)	(W)	907
Rated current	(A)	4.1
HSPF4	(Btu/W)	13
HSPF5	(Btu/W)	10.5
COP	W/W	3.88
Heating at 17F		
Max Capacity	(Btu/h)	12000
REFRIGERANT PIPE DATA		
Design pressure	(PSIG)	550/340
Refrigerant Type	(Oz)	R410A/41.62
Refrigerant precharge	(ft)	25.0
	(m)	7.6
Additional charge for each ft	(oz/ft)	0.16
	(g/ft)	15
Liquid side/ Gas side	(inch)	1/4" / 1/2"
	(mm)	6.35/12.7
Max. pipe length	(ft)	82.0
	(m)	25.0
Max. difference in level	(ft)	32.8
	(m)	10.0
Connection method		(Flared)
Indoor(cooling/ heating)	(Deg. °F)	60~90 / 32~81
	(Deg. °C)	16~32 / 0~27
Outdoor(cooling/heating)	(Deg. °F)	-22~122 / -22~86
	(Deg. °C)	-30~50 / -30~30
Application area	(sq.ft)	172.22~247.57
	(m2)	16~23

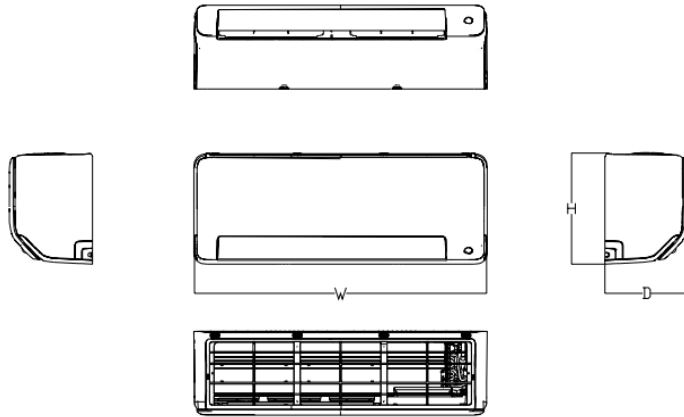
INDOOR UNIT DATA		
Indoor fan motor		
Type		Cross-Flow
Model		ZKFP-20-8-6-21
Qty		1
Input	(W)	50.0
RLA	(A)	0.25
LRA	(A)	---
Winding Resistance	(Ω)	---
Capacitor	(uF)	---
Speed(Hi/Mi/Lo)	(r/min)	1050/930/870
Air flow & Noise level		
Indoor air flow (Hi/Med/Lo) (No d)	(CFM)	335.29/229.41/176.47
Indoor noise level (Hi/Med/Lo)	[dB(A)]	38/33.5/23.5
Dehumidification		
	(Pint/H)	---
Indoor unit		
Dimension (WxDxH)	(inch)	31.30x8.86x11.61
	(mm)	795x225x295
Packing(WxDxH)	(inch)	34.25x14.57x12.01
	(mm)	870x370x305
Net/Gross weight	(lbs.)	22.93/28.88
	(kg)	10.4/13.1

OUTDOOR UNIT DATA		
Compressor		
Type		KTN110D42UFZ
Model		DUAL ROTARY
Brand		GMCC
Capacity	(Btu/h)	11822.58
Input	(W)	885
Rated current (RLA)	(A)	-
Refrigerant oil/oil charge	(ml)	-
Throttle		Capillary +EXV
Outdoor fan motor		
Model		ZKFN-34-10-1
Qty		1
Input	(W)	--
RLA	(A)	--
Speed	(r/min)	850/680/450
Air flow & Noise level		
Outdoor air flow (Max.)	(CFM)	1323.50
Outdoor noise level	[dB(A)]	56
Outdoor unit		
Dimension (WxDxH)	(inch)	31.69x12.99x21.81
	(mm)	805x330x554
Packing (WxDxH)	(inch)	36.02x14.57x24.21
	(mm)	915x370x615
Net/ Gross weight	(lbs.)	73.63/79.37
	(kg)	33.4/36

Indoor unit dimension

General Features

- Intelligent Eye(optional)
- Easy Installation
- Easy Maintenance
- Easy Clean
- High Efficiency
- Wireless Remote with LCD Display



Capacity	Body Code	W(mm/inch)	D(mm/inch)	H(mm/inch)
9k~12k	B	795/31.3	225/8.86	295/11.61
18k~24k	C	965/38	239/9.41	319/12.56
24k~36k	D	1140/44.88	275/10.83	370/14.57

Outdoor unit dimension

